





Winter Cutting Activity



- You need:
-  child friendly scissors
 -  two different colored paper (you can choose the color or let your child pick their own)
 -  glue
 -  the mitten template

Cut the colored paper into long strips and let the child cut off pieces from the strips.



Or just ask your child to cut off little pieces from the whole paper.

Let your child squeeze or apply some glue onto the mitten template and let him/her fill the template with the paper pieces.

Ask your child to stay within the lines.

Let it dry.

Adult: Cut out the mitten along the dark line.

You can choose any other Winter shape/picture (snowflake, star, Christmas tree.....) for this activity.

Have fun 😊